



Selecting your Providence Choice Medical Home

To take full advantage of your benefits you must first pick a primary care provider (PCP) medical home.

You don't need to pick a medical home for specialists. However, any specialist you see must be in-network to be covered under your medical plan. You can make your selection(s) using one of the following options.

What is a Patient-Centered Medical Home (PCMH)?

A medical home is a team-based model led by your primary care provider (PCP) and includes other health professionals like nurses, specialists, and pharmacists. This is called your "health care team." The members of your team work together to make sure they're all on the same page when it comes to your health.



There are three ways you can select a Medical Home:

1. Call Customer Service

Contact customer service at **503-574-7500** or **1-800-878-4445** from 8 a.m. to 5 p.m. (Pacific Time), Monday through Friday, or [ProvidenceHealthPlan.com/ContactUs](https://www.providencehealthplan.com/contact-us).

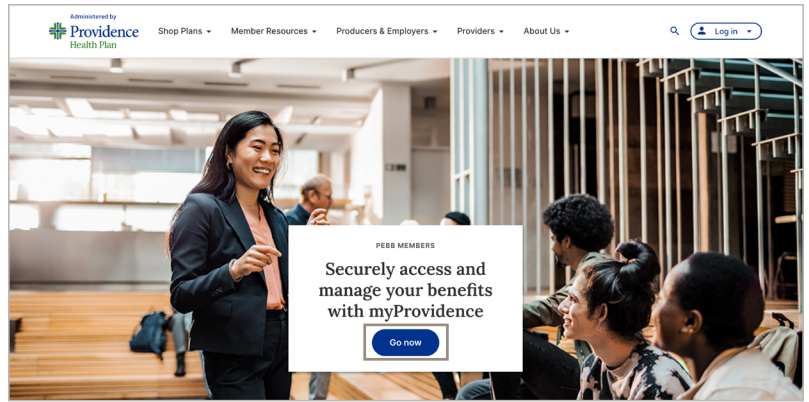
2. Fill out and submit the Providence Medical Home Selection Form which can be found on the "Forms & Benefits Information" page here: [ProvidenceHealthPlan.com/PEBB/Forms](https://www.providencehealthplan.com/pebb/forms). Complete the sections and return the form via fax to **503-574-8208**, or by U.S. mail to: Providence Health Plan, P.O. Box 4327 Portland, OR 97208.

3. Through your [myProvidence.com](https://www.myprovidence.com) account or online medical home selection form

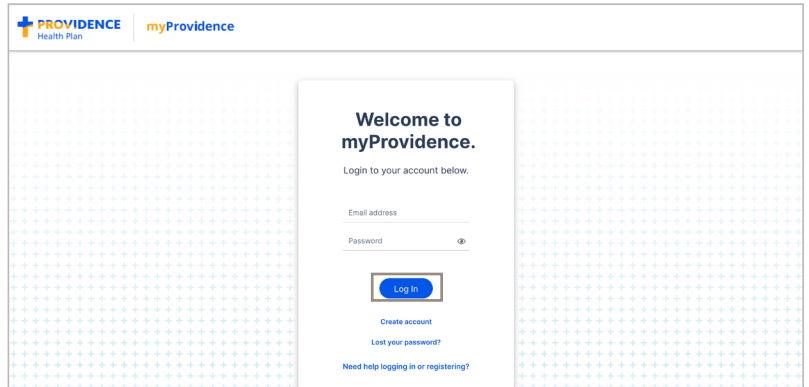
See step-by-step instructions below.

01 Access the myProvidence login screen from the PEBB homepage.

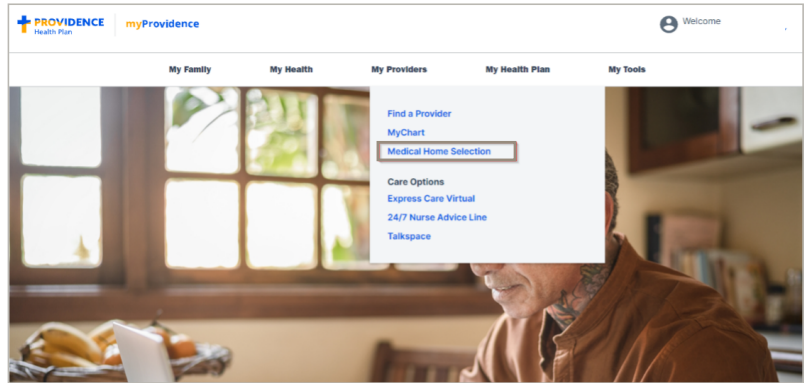
Visit ProvidenceHealthPlan.com/Public-Employees-Benefit-Board-PEBB and select “Go now”.



02 Log into your myProvidence account via myProvidence.com.



03 Choose “Medical Home Selection” under the “My Providers” drop down in the top navigation bar.



04 Review your options, then click on the “Set as a Medical Home Clinic” button.

